


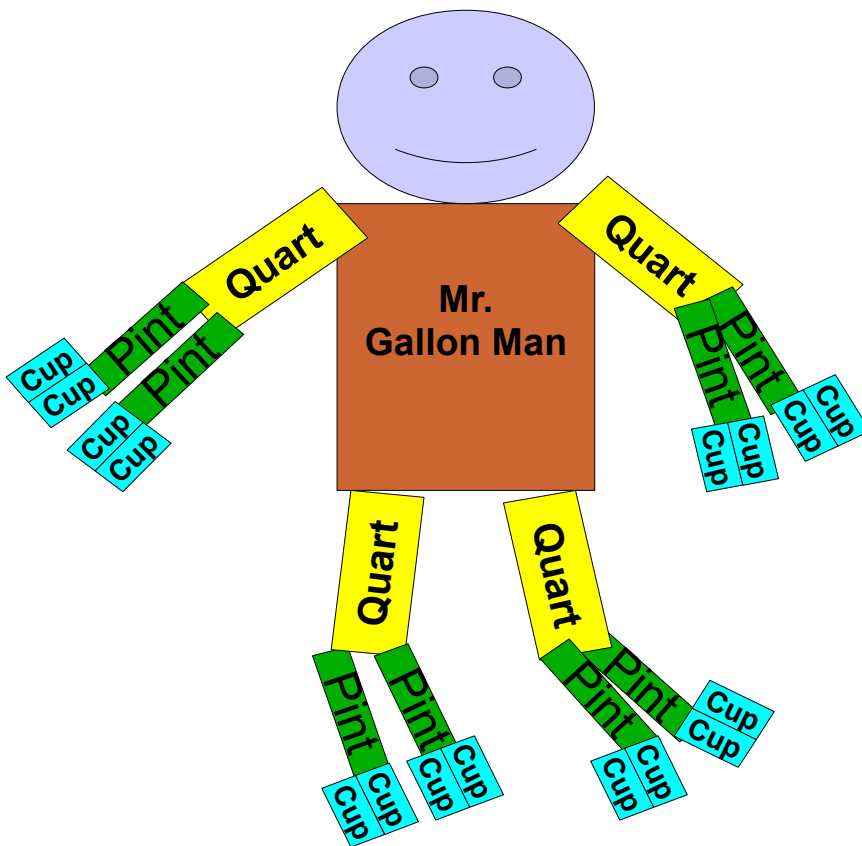
This is a single page teaching tool that helps students master the relationships using this Big G design.

Big G: Draw a big G. Inside the G, write four Q's; Inside each Q, write two P's; inside each P, write two C's. (Students practicing drawing this will help them master these liquid measurements.)




Mr. Gallon Man

This visual aid can be used in the class room or for a homework assignment. By having students cut out all of the gallon man pieces they will have “hands on” learning experience. (Use glue or tape to assemble pieces.) If they color them as suggested it is easy to see the relationships of capacities. (There are questions at the end of this document for class participation.)



Head (blue)
Gallon Man



1 Gallon body (orange)
Gallon Man

**Mr.
Gallon Man**

4 Quarts (yellow)
Gallon Man

Quart

Quart

Quart

Quart

8 Pints (green)
Gallon Man

Pint

Pint

Pint

Pint

Pint

Pint

Pint

Pint

16 Cups (blue)
Gallon Man

Cup

Cup

Cup

Cup

Cup

Cup

Cup

Cup

Cup

Cup

Cup

Cup

Cup

Cup

Cup

Cup

Mr. Gallon Man
Classroom questions

Name _____

Class _____

Date _____

- 1) How many quarts are in 1 gallon? _____
- 2) How many pints are in 1 quart? _____
- 3) How many pints are in 1 gallon? _____
- 4) How many cups are in 1 pint? _____
- 5) How many cups are in 1 quart? _____
- 6) How many cups are in 1 gallon? _____
- 7) Draw Mr. Gallon Man from memory

Mr. Gallon Man Classroom Answers

- 1) How many quarts are in 1 gallon? 4
- 2) How many pints are in 1 quart? 2
- 3) How many pints are in 1 gallon? 8
- 4) How many cups are in 1 pint? 2
- 5) How many cups are in 1 quart? 4
- 6) How many cups are in 1 gallon? 16
- 7) Draw Mr. Gallon Man from memory

